


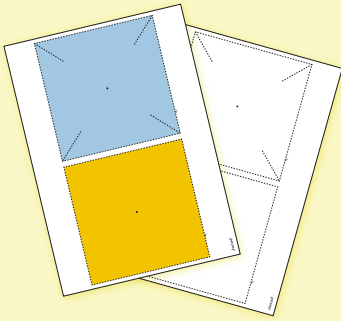


Create your windmill

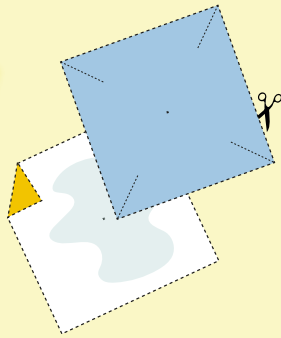
With **Janod**[®]




1



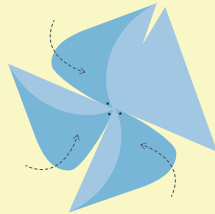
2




3




4



5



6



Step 1

Print out sheet

Step 2

Cut both squares
and glue them together

Step 3

Cut at 4 angles
on the dotted lines

Step 4


Fold the 4 corners in the center
by overlapping the crosses

Step 5

Make a hole in the middle and use a
paper fastener to connect 4 angles
together

Step 6

Tape a wood dowel to the back
to use as a handle



Pssstt: Why not customize
your windmill?!

